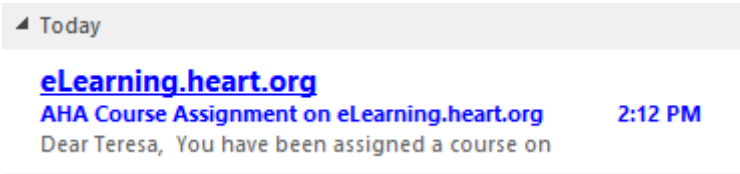


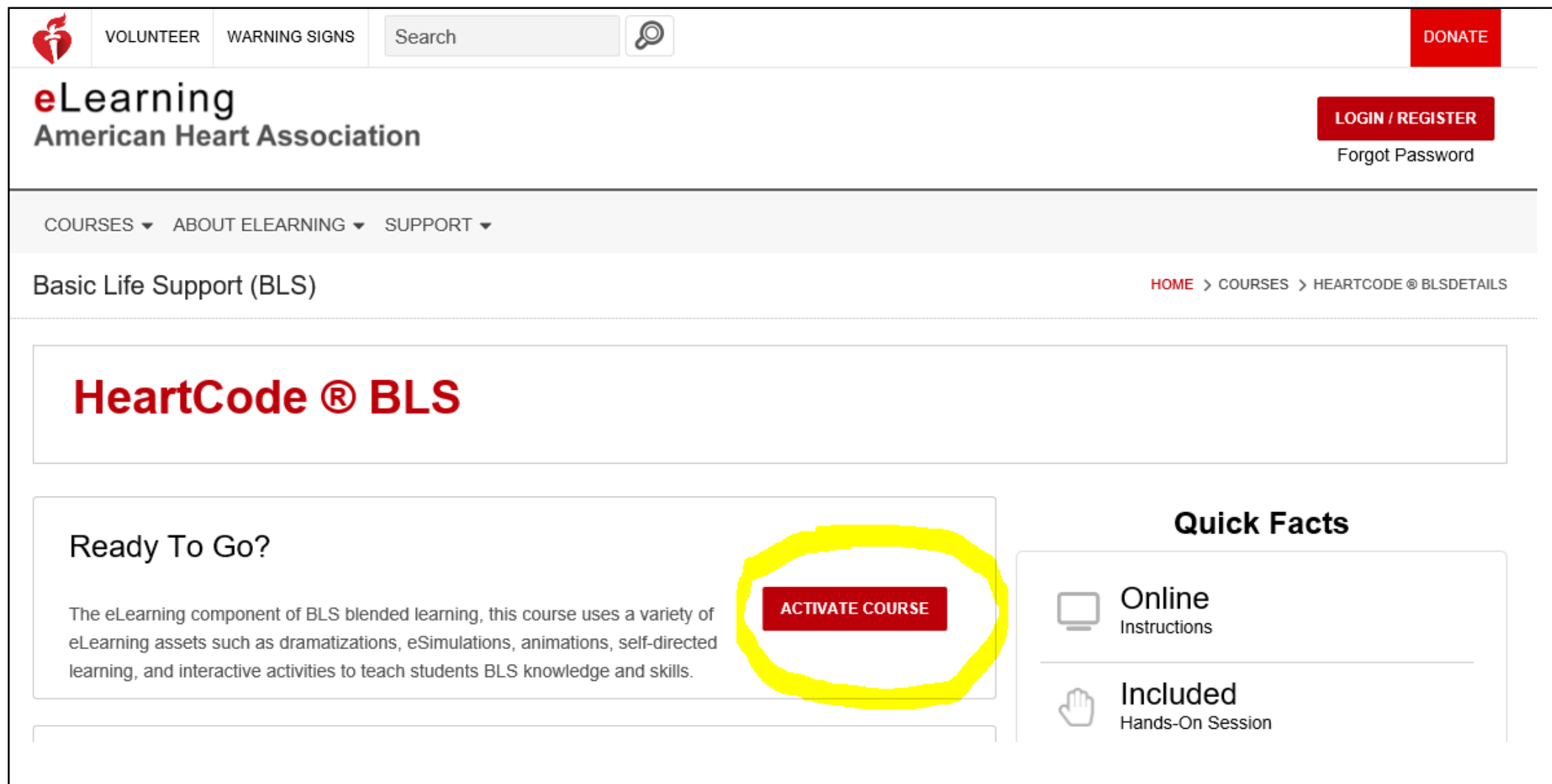
Accessing Your HeartCode Online Course Link

1. HeartCode online course links are emailed within 48 business hours from a CEPD staff member within 48 business hours after you successfully complete your registration. Your course link will be emailed the following business day if you register over the weekend or during holiday closures. Course links are always sent to your primary email in your profile and cannot be re-sent to a different email. Links are emailed from elearning@heart.org

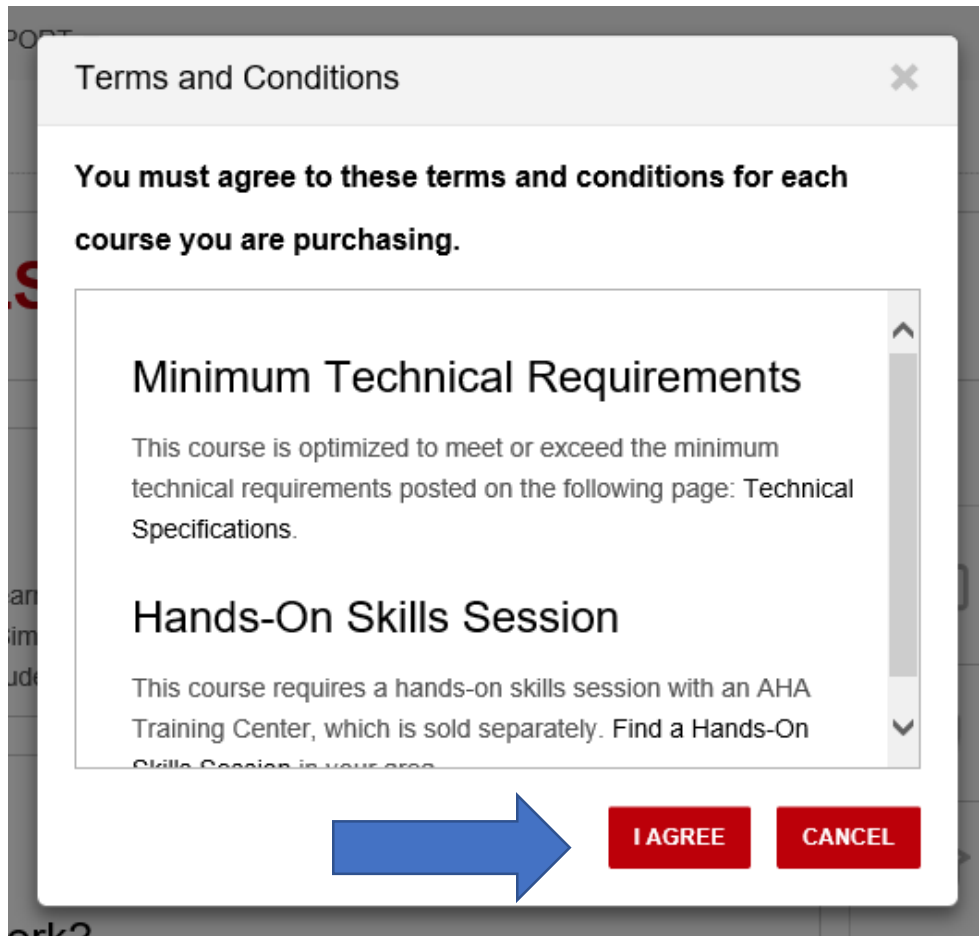
Sample:



2. You will need to click the link provided in the email to enroll in your online course. Once you click the link, you will be directed to the AHA eLearning website. Click the red 'ACTIVATE COURSE' button.

A screenshot of the AHA eLearning website. The top navigation bar includes "VOLUNTEER", "WARNING SIGNS", a search bar, and a "DONATE" button. The main header features the "eLearning American Heart Association" logo and a "LOGIN / REGISTER" button with a "Forgot Password" link. Below the header, there are navigation tabs for "COURSES", "ABOUT ELEARNING", and "SUPPORT". The main content area is titled "Basic Life Support (BLS)" and includes a breadcrumb trail: "HOME > COURSES > HEARTCODE ® BLSDETAILS". The central focus is the "HeartCode ® BLS" title. Below this, there is a "Ready To Go?" section with a description of the eLearning component and a red "ACTIVATE COURSE" button circled in yellow. To the right, a "Quick Facts" section lists "Online Instructions" and "Included Hands-On Session".

3. Agree to the terms and conditions.



4. If you already have an account, sign in using your email. If you do not already have an account set up, you will need to create a new account. The username/email **MUST MATCH** your primary email in your CEPD CloudCME profile or you will not be able to successfully access your course.

SHC Employee: You will need to use your Stanford email as your username.
(Includes SHC, Valley Care and UHA)



VOLUNTEER

WARNING SIGNS

DONATE

Let's get started

Create an account to access great heart and stroke content with one username and password.

NOTE: If you already have an account with us, please call 1-800-242-8721 to access your info. [Learn More](#)

* indicates a required field

Tell us about yourself

First Name:*

Last Name:*

Email:*

Confirm Email:*

Upload Profile Image:



Upload Photo

Browse...

Mobile Number:

By entering your mobile number, you agree to receive a text message from the American Heart Association to reset your AHA password. Standard call, messaging or data rates may apply.

Password:*

Make it at least seven characters with the following: An uppercase letter, a lowercase letter and a number.

Re-enter Password:*

I have read and understood the [Terms of Use](#) and [Privacy Policy](#) *

Continue

Already have an account?

Sign In

New User: Fill out the form to create a new account. Click the red continue button to begin course.

Returning User: Sign In here and start your course.

SHC Employee: If you activate your course using your personal email, you will not be able to see the course when you login. If this happens follow these steps: 1. Change your email to your Stanford email in your account profile settings. 2. Log out then log back in.

For technical issues, please contact AHA Customer Support.

1-888-AHA-8883 (1-888-242-8883)

Elearning.help@heart.org

Phone lines are available 8 a.m. – 5 p.m. CST, Monday - Friday

Frequently Asked Questions

I haven't received my HeartCode link.

A: Course activation links are emailed within 48 business hours or *the following business day for registrations received over the weekend or during holiday closures*. Please check your inbox and junk folder for an email from elearning@heart.org. If you haven't received your link within 48 business hours, email us at lsc@stanfordhealthcare.org.

I am not at Stanford campus and cannot access my work email from home.

Please contact Stanford Digital Solutions help desk at **650-723-6366** for assistance accessing your email offsite. We are not able to change the email address after it's been assigned.